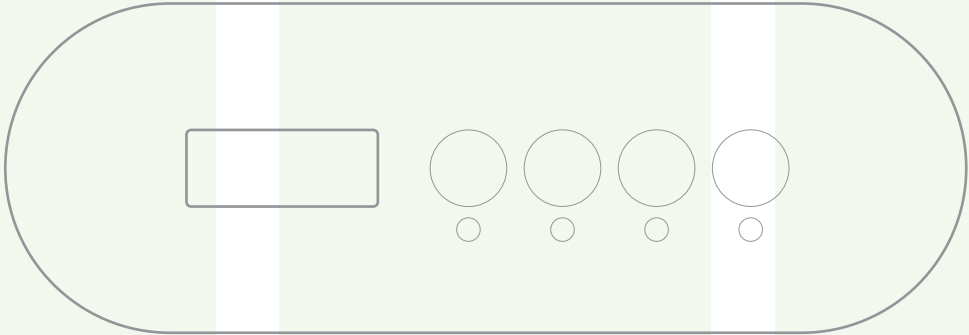


# Overlay Graphics Template (TP240)

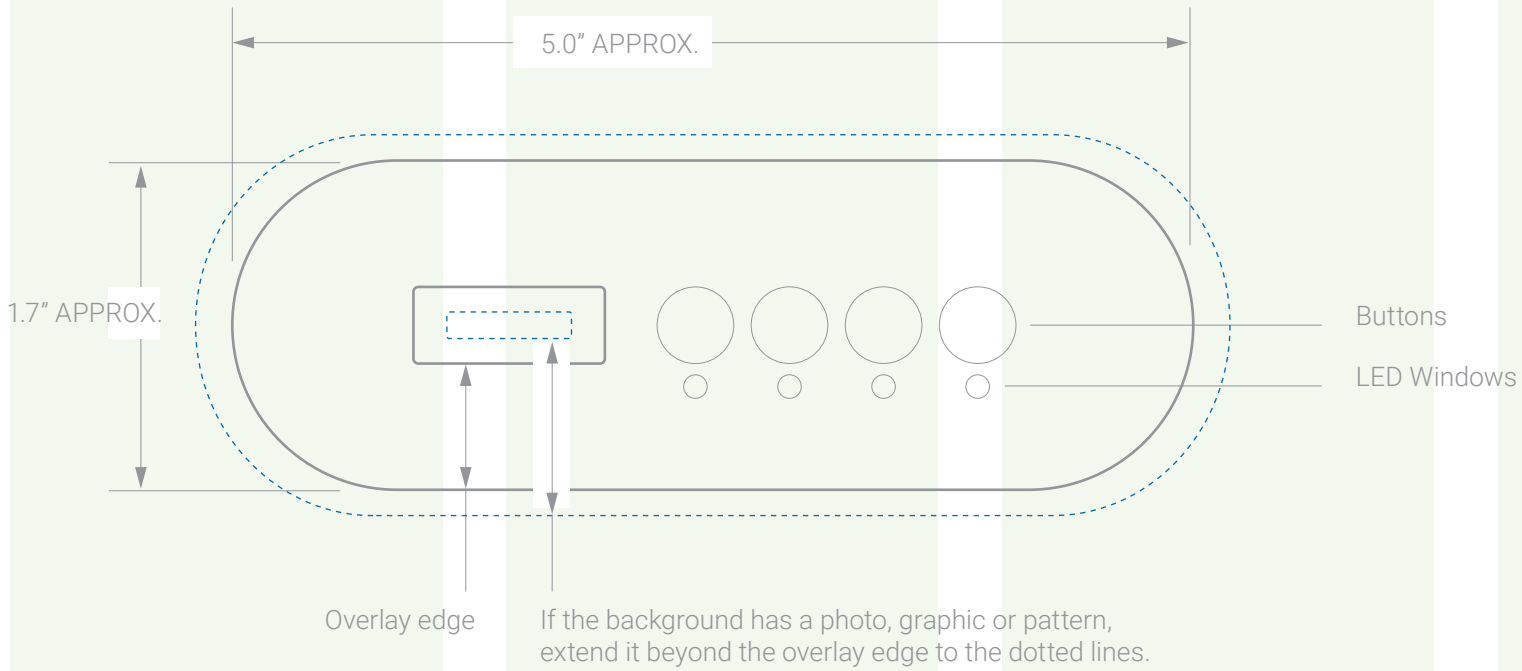
Use this template to create graphics only. Do not use this to create a die cut tool.



View notes on next page.


# Overlay Graphic Notes (TP240)

Use this template to create graphics only. Do not use this to create a die cut tool.



## GRAPHIC FORMAT SPECIFICATION

Supply vector graphics in one of the following formats: Adobe Illustrator, ai, eps. Outline all fonts. "Outlining" converts fonts to vector graphics, which helps avoid potential font conflicts. Outlining fonts insures that a font's size, shape and spacing appear the same on any computer or printing machine. Supply raster (or "pixel") graphics in one of the following formats: Adobe Photoshop, psd, png, tiff. Resolution: 300 pixels per inch (minimum).

 **YouTube** Copy this link to view a video on formatting graphics for overlays.  
<http://youtu.be/JBx98QxSayE>