

Product Change Notification

RE: 01560-79 Temperature sensor. OBSOLETE

Affected models: All spas manufactured from 2000 to end of 2014.

Affected region: All, North American / 60Hz and Export / 50Hz.

Affected date: Immediately.


Solution: Retrofit with Temperature sensor available; 01560-79YU.

Parts and tools needed: Waterproof Gel-filled Orange clear Button Telephone wire connectors (UY2/K2), (Amazon) Crimping tool or mechanical pliers.


Original sensor: cut the wire 4" away from end connector.

Cut off about 1 ½" of insulation and discard the red wire.


New sensor: cut off the connector.



Note: If the special tool is not available, regular mechanical pliers can be used to crimp the connectors, by opening them to the "larger size".



Connect same color wires, verify they are fully inserted, hold them in place with one hand preventing the wires from coming out and crimp the connector with the other hand.



*****Please make sure that your technical service staff is informed about this important notification. For any questions or assistance, please contact service@d1spas.com**

Thank you.
Daniel Lamadrid,
Technical Support